投影機專門店
香港投影
HONG KONG PROJECTOR
www.projector.com.hk

X

Projector Screen.com.hk

投影產品專門店



TABLE OF CONTENTS

抗光黑柵幕 2
VIVIDSTORM S-PRO 超短焦 抗光黑柵幕 電動地升幕 黑色機箱 (16:9) 2
VIVIDSTORM S-PRO-P 超短焦 透聲打孔 抗光黑柵幕 電動地升幕 黑色機箱 (16:9) 14
VIVIDSTORM T-PRO 超短焦 抗光黑柵幕 電動降落幕 黑色機箱（16:9） 27
VIVIDSTORM T-PRO-P 超短焦 透聲打孔 抗光黑柵幕 電動降落幕 黑色機箱 (16:9) 40

抗光黑柵幕

適合超短焦投影機
S PRO 專業系列



黑柵抗光・電動地升幕





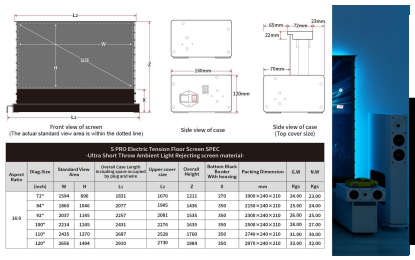

S PRO Electric Tension Floor Screen SPEC
-Ultra Short Throw Ambient Light Rejecting screen material-

Aspect Ratio	Diag.Size	Standard View Area		Overall Case Length including space occupied by plug and wire	Upper cover size	Overall Height	Bottom Black Border With housing	Packing Dimension	G.W	N.W
	(inch)	W	H	L1	L2	Z	X	mm	Kgs	Kgs
16:9	72"	1594	896	1831	1670	1211	270	1900×240×210	24.00	23.00
	84"	1860	1046	2077	1985	1436	350	2150×240×210	25.00	24.00
	92"	2037	1145	2257	2081	1535	350	2300×240×210	26.00	25.00
	100"	2214	1245	2431	2276	1635	350	2500×240×210	28.00	27.00
	110"	2435	1370	2687	2526	1760	350	2740×240×210	31.00	30.00
	120"	2656	1494	2910	2730	1884	350	2970×240×210	33.00	32.00

Important Reminder

Due to the large size of the anti light curtain, please measure the elevator and corridor of your home before purchase. For the moment, only elevator direct delivery is supported, not corridor delivery. If the elevator cannot reach the destination, the delivery will be delivered to the downstairs, and you can arrange the transportation by yourself. You can negotiate with the express delivery or handle the extra stair handling costs (please contact customer service for details).

Custom Service

If you need to customize the curtain of special size, please contact the online customer service. After the price is determined, we will make it for you as soon as possible!



Warm tips, if you mind the following conditions do not purchase！！！！

1、When there are a few black spots, white spots, stains and other impurities on the screen surface, but if they are qualified according to the detection method, then such situation is not a product quality problem, and it is within the scope of product qualification.

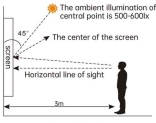

Figure 1 side view

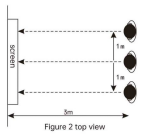

Figure 2 top view

The detection method is as follows:

(1).Please raise the screen of this product and close to the wall, and the observer can observe the film at a distance of 3 meters away from the screen;

(2).The observer needs to observe the shadow in the normal light environment (illumination 500-600lx);

(3).The distance between the observer and the front of the screen should be kept at a distance of 3 meters , and the center point of the screen should be close to or higher than the horizontal line of sight (as shown in Figure 1), and the observation should be made at the center point, 1 m to the left and 1 m to the right (as shown in Fig. 2).

As long as the test results of the product are within the allowable range, the product is qualified.



(1).The white screen is listed as the quality standard because it is not only the reflection surface of the projector image (the black surface is observed from the upper and lower direction, and the white surface is observed from the bottom direction), but also the main function surface of the viewing image, so the white screen is listed as the quality standard. It should be noted that if the white screen surface does not exceed the quality specification, it will be regarded as meeting the factory qualification standard.

(2).Different from the white screen, the black screen is used as a functional surface to absorb indoor ambient light. In view of the fact that there is no direct correlation between the black screen surface and the image viewing quality, its quality specifications are quite different from that of the white surface. It should be noted that the slight black marks on the black screen surface are inevitable appearance phenomena in the production process of industrial products, which meet the factory qualification standard.

Conclusion: it should be noted that the slight black marks and white spots on the black screen surface of the anti light projection screen products are normal product appearance phenomena, which will never affect the image viewing quality. Please use it at ease.

2、If there are regular creases on the screen surface after the screen is opened, don't worry. This is a normal phenomenon. It is caused by the screen being curled and tightened for a long time, which does not affect the user's viewing. After opening the screen for a period of time, you will notice that the stripes on the screen will gradually disappear.

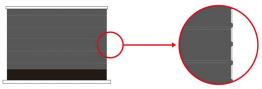

3.Please note that when placing this product, please make sure that the product is always in a horizontal state. Do not place the screen in an inclined or vertical position.

4. After using for a period of time, if the cover on both ends of the screen is slightly tilted, there is no need to worry. This is a normal phenomenon and does not affect the viewing and use. In addition, due to the cover warping, there is a gap between the screen and the housing case after closing, which is also a normal phenomenon.

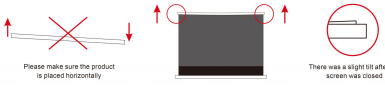



Bigger Size, More Wonderful Visual Enjoyment

Screen size：72"-120"



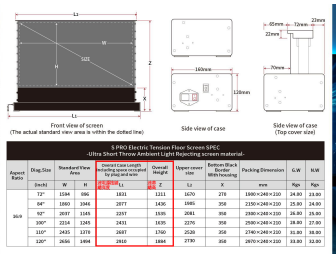

S PRO Electric Tension Floor Screen SPEC
-Ultra Short Throw Ambient Light Rejecting screen material-

Aspect Ratio	Diag.Size	Standard View Area		Overall Case Length including space occupied by plug and wire	Upper cover size	Overall Height	Bottom Black Border With housing	Packing Dimension	G.W	N.W
	(inch)	W	H	L1	L2	Z	X	mm	Kgs	Kgs
16:9	72"	1594	896	1831	1211	1670	270	1900×240×210	24.00	23.00
	84"	1860	1046	2077	1436	1985	350	2150×240×210	25.00	24.00
	92"	2037	1145	2257	1535	2081	350	2300×240×210	26.00	25.00
	100"	2214	1245	2431	1635	2276	350	2500×240×210	28.00	27.00
	110"	2435	1370	2687	1760	2526	350	2740×240×210	31.00	30.00
	120"	2656	1494	2910	1884	2730	350	2970×240×210	33.00	32.00



VIVIDSTORM
S PRO 電動地升黑柵抗光幕
一鍵開啟你的次世代影院



黑色機箱







VIVIDSTORM S-PRO 超短焦 抗光黑柵幕 電動地升幕 黑色機箱 (16:9)

●黑柵抗光幕(CBSP)幕布材質
●卓越的抗光效果-有效抑制上方光線對畫面的影響
●適合1800ANSI流明以上的超短焦鐳射投影機/鐳射電視
●電動升降-收放自如、雙彈簧支架系統
●0.6增益，170°視角，3D/4K/8K高清視覺盛宴
●4種控制方式實現上下約20-30秒！無線遙控
●即插即用，快速安裝，無需鑽孔安裝，節省空間的設計
●72寸-120寸可選擇
●品牌靜音管狀電機

(客人需要確認樓宇電梯能放入投影幕，及運送到指定樓層，才能安排送貨上門)

支援超短焦雷射投影機，極佳抗光效果，支援4K投影效果，高對比度，高度還完色彩，一鍵升降，帶遙控

（黑柵幕最大尺寸係120吋，另外如需白色機箱款，請聯絡本店查詢 3188 4814）

VIVIDSTORM 所有專業投影幕一覽表



VIVIDSTORM
S PRO 電動地升黑柵抗光幕
一鍵開啟你的次世代影院



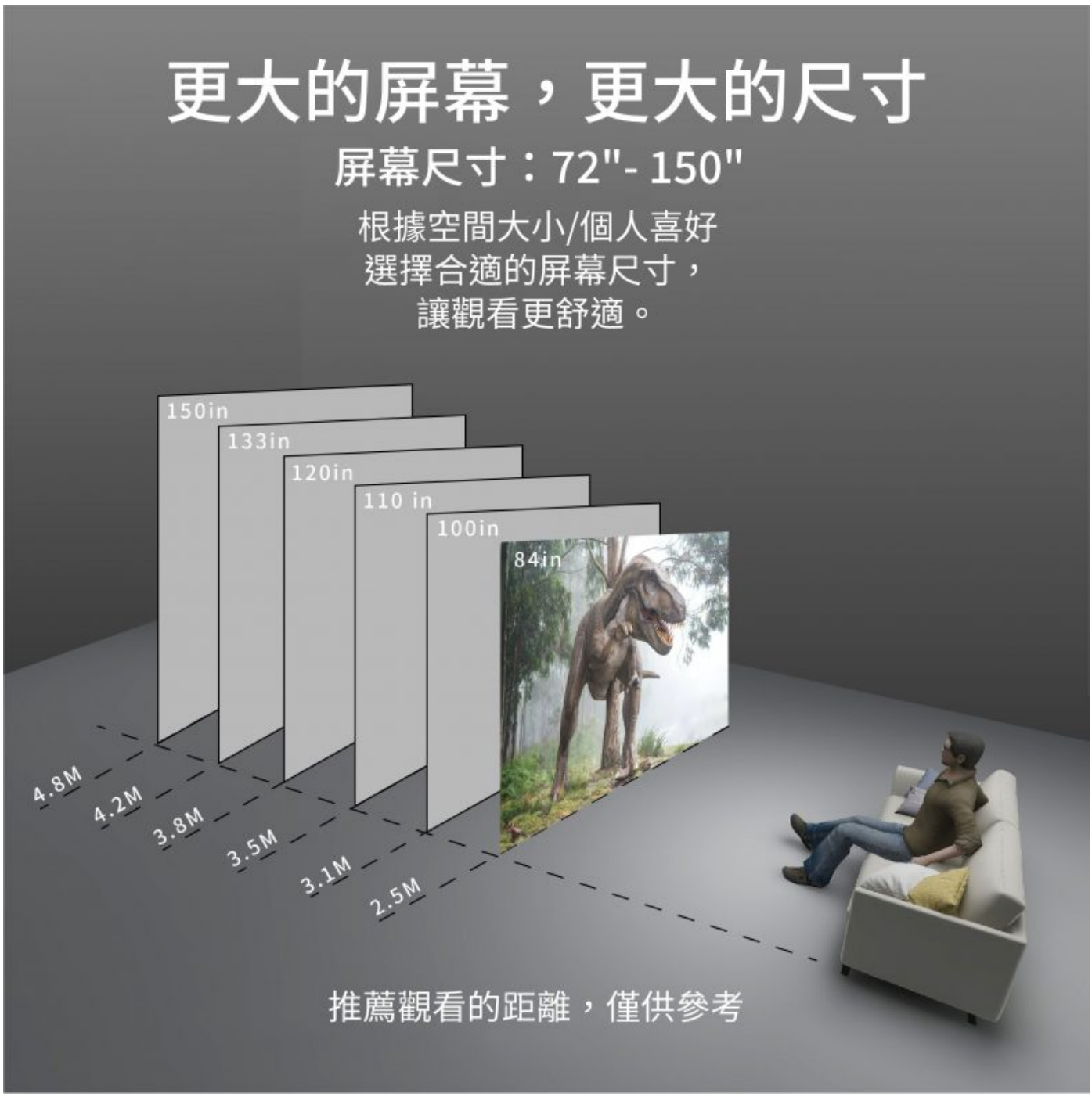

推薦觀看距離： 至少2.5米



超短焦投影機專用黑柵幕

全新的投影模式，極佳的抗光效果

- 電動升降 收放自如
- 無線遙控 遠程控制
- 黑柵抗光 阻隔環境光
- 72吋-120吋 更多尺寸選擇
- 170° 170°視角 全方位顯示
- 品牌電機 靜音驅動
- 護眼技術 呵護視力健康
- 高對比度 高度還原色彩

無中“升”有

一鍵開啟
可收納隱藏的巨幕





免打孔設計
拆箱插電即用

你不需要在牆上或地板上打孔來安裝屏幕
但要確保它放在一個平坦的平面







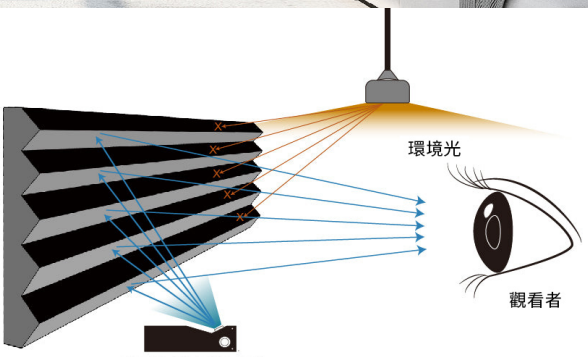

屏幕的材料特性

抗光原理:

表面通過TPU特殊棱鏡，將上方的干擾光源進行吸收或抵擋，並將下方鐳射電視投射的光源進行平行反射到觀影者眼里。

抗光光源方向聲明



無法擋住 屏幕左/右/底部的光線



它主要是擋住屏幕上方的光線



裝配品牌電機

奧科同步靜音管狀電機,運行流暢

☑ 直流供電
直流供電，節能環保

☑ 靜音設計
領先的靜音專利技術，斜齒超靜音結構設計；實現運行噪音低至30dB的靜音效果

☑ 限位調節
精準限位結構，調節理想高度

☑ 過熱保護
過熱自動斷電保護，保障電機安全健康

更大的屏幕
更大的視覺享受

告別小屏幕時代，選擇大屏幕，讓視覺享受更大的衝擊感。





盡收眼底，引人入勝

屏幕可選購尺寸：72″- 120″

幕平如鏡

幕面采用拉線設計，完美的呈現
原始畫面，幕面無曲線波紋。



精彩的3D效果

在家也能享受影院級3D影像



4K高清視覺盛宴

屏幕支持4K投影(主要以投影機畫面質量為主)
暢享高清視覺盛宴





皆“大”歡喜

全家總動員，聚會無限制，170度無死角，全景大視角。

產品詳細信息



拉線工藝

屏幕搭配拉線設計，拉伸幕面更好的保證幕面平整，防止捲邊褶皺等現象。



雙V型支撐系統

強力支撐幕布，使幕布平整



可旋轉固定底座

增大與地面的接觸面積，更牢固的同時更安心（底座帶有孔位，可打固定螺絲）

黑色機箱

經典百搭







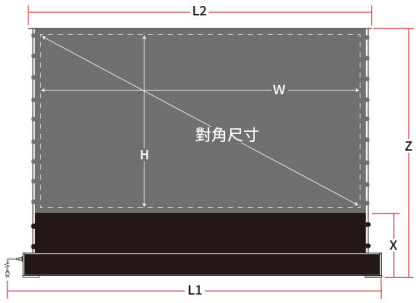

屏幕主視圖(實際投影面積在虛線內)

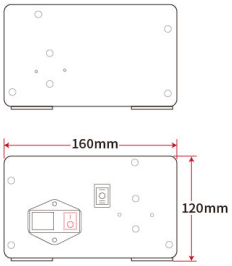

機箱側視圖

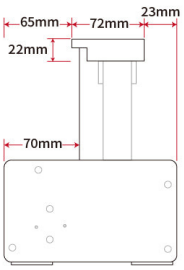

機箱側視圖(頂蓋尺寸)



S PRO 電動地升幕 -超短焦黑柵抗光幕-										
投影區比例	投影面積對角尺寸	投影面積尺寸		總長度(含電線占用空間)	頂蓋長度	屏幕總高度	黑布至底(包括機箱)	包裝尺寸	毛重	淨重
	英寸	W	H	L1	L2	Z	X	mm	Kgs	Kgs
16:9	72"	1594	896	1831	1670	1211	270	1900×240×210	24.00	23.00
	84"	1860	1046	2077	1905	1436	350	2150×240×210	25.00	24.00
	92"	2037	1145	2257	2081	1535	350	2300×240×210	26.00	25.00
	100"	2214	1245	2431	2276	1635	350	2500×240×210	28.00	27.00
	110"	2435	1370	2687	2528	1760	350	2740×240×210	31.00	30.00
	120"	2656	1494	2910	2730	1884	350	2970×240×210	33.00	32.00

*單位(mm)，手工制作，可能會有1-1.5mm的偏差。

Important Reminder

Due to the large size of the anti light curtain, please measure the elevator and corridor of your home before purchase. For the moment, only elevator direct delivery is supported, not corridor delivery. If the elevator cannot reach the destination, the delivery will be delivered to the downstairs, and you can arrange the transportation by yourself. You can negotiate with the express delivery or handle the extra stair handling costs (please contact customer service for details).

Custom Service

If you need to customize the curtain of special size, please contact the online customer service. After the price is determined, we will make it for you as soon as possible!



溫馨提示，如介意以下情況請慎拍!!

1、屏幕表面能看到少許黑點、白點、污點等雜質，根據檢測方法檢測合格，則在產品合格範圍內。

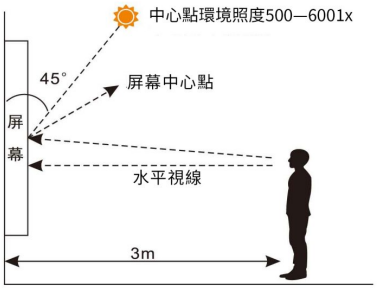

圖1 側視圖

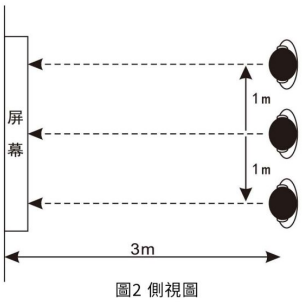

圖2 側視圖

（1）白幕面為投影機影像的反射面（從幕面上方向下觀測為黑色面，從下方向上觀測為白色面），是觀賞影像的主功能面，故列為品質標準。白面無超出品質規格即符合出廠合格標準。

（2）黑面為吸收室內環境光的功能面，與影像觀賞品質無直接相關，其品質規格與白面不同。反映的輕微黑色痕跡屬於工業製成商品生產過程中不可避免的外觀現象，符合出廠合格標準。

總結：抗光投影銀幕產品黑面所見的輕微黑色痕跡以及白點等為正常的產品外觀現象,絕對不会影响影像觀賞品質，請客户安心使用。

檢測方法：
①將屏幕升起貼近牆面，觀測者直立站於距離屏幕3m遠的距離；
②觀測者須在正常光照環境下（照度500—600lx）進行觀察；
③觀測者與屏幕正面距離3m觀察，且屏幕中心點須貼齊或高於水平視線（如圖1）,並於中心點、向左位移1m、向右位移1m做觀察（如圖2）。
檢測結果在容許度範圍內則屬合格產品。



外觀具體可測量的黑色點狀缺陷，目測不可發現則屬正常。



外觀具體可測量的白色點狀缺陷，目測不可發現則屬正常。



若隱若現的髒污，在缺陷的容許範圍內則屬正常。



若隱若現的線狀印刷痕跡，在缺陷的容許範圍內則屬正常。



若隱若現的線狀印刷痕跡，在缺陷的容許範圍內則屬正常。

2、屏幕在打開後，幕面上出現有一道道規律的淺顯摺痕，這是由於幕布長時間處於捲曲收緊狀態引起的，屬於正常現象，不影響觀影。將幕布打開，經過一段時間後，幕布上的條紋會逐漸消失。

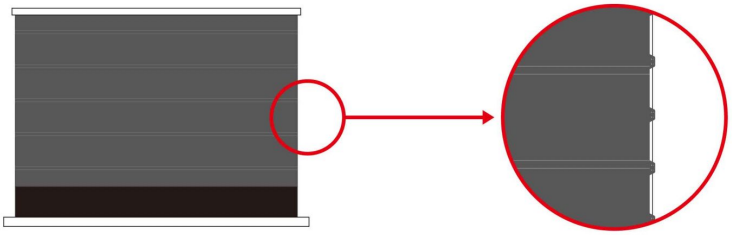

3. 放置設備時，請確保設備始終保持水平狀態，不可將幕布傾斜或者垂直放置；
4. 屏幕在使用一段時間後，屏幕上方兩端蓋子稍微翹起屬於正常現象，不影響觀影。由於蓋子翹起，導致屏幕關閉後與罩殼有縫隙，也屬於正常現象



請水平放置

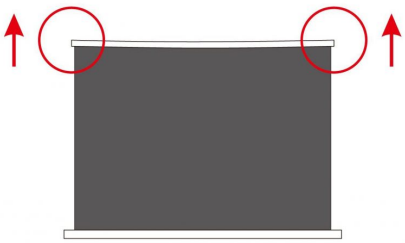

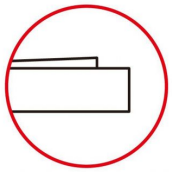

屏幕關閉後，有稍微翹起



無線RF射頻遙控
全新遙控器，輕鬆控制畫面。



額外紅外遙控器，及紅外接收器
投影幕插上紅外遙控器，紅外
遙控器就能正常工作。



電源線
屏幕供電，可拆卸電源線，
方便收納。



調整桿
插入投影幕的調整孔，調整屏幕
的固定高度。



投影幕升降無線觸發器(贈品)
插在投影機USB接口，待投影機開關
電源時，自動觸發投影幕的升降。

Read More
SKU: S-VIVIDSTORM-ES-SPRO-TENSION-72-120
Price: $9400 – $13000
分類: 電動地升幕









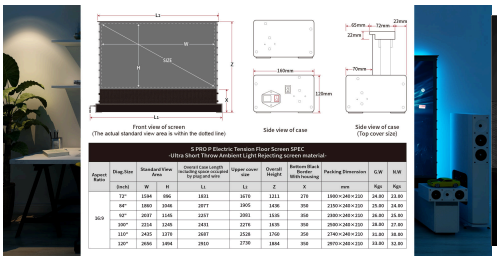

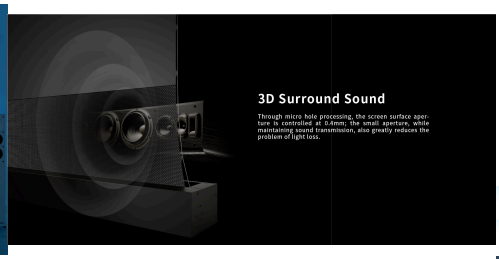







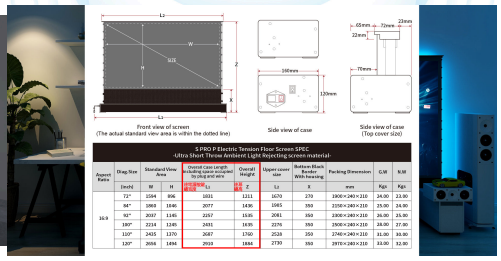

VIVIDSTORM S-PRO-P 超短焦 透聲打孔 抗光黑柵幕 電動地升幕 黑色機箱 (16:9)

●黑柵抗光幕(CBSP)幕布材質-【底部黑邊打孔設計：屏幕底部黑邊採用0.4mm穿孔聲孔設計，專為音響必須要放置在幕布後方設計；如音箱不是放置在幕布後，則無須購買打孔設計】
●卓越的抗光效果-有效抑制上方光線對畫面的影響
●適合1800ANSI流明以上的超短焦鐳射投影機/鐳射電視
●電動升降-收放自如，不佔空間
●雙彈簧V型支架系統，幕面緊繃平直
●0.6增益，170°可視角度不挑角度，兼容3D/4K/8K高清視覺盛宴
●多種控制方式實現上下約20-30秒！無線遙控
●即插即用，快速安裝，無需鑽孔安裝，節省空間的設計
●72寸-120寸可選擇
●品牌靜音管狀電機

(客人需要確認樓宇電梯能放入投影幕，及運送到指定樓層，才能安排送貨上門)

支援超短焦雷射投影機，極佳抗光效果，透聲打孔，支援4K投影效果，高對比度，高度還完色彩，一鍵升降，帶遙控

（黑柵幕最大尺寸係120吋，另外如需白色機箱款，請聯絡本店查詢 3188 4814）

VIVIDSTORM 所有專業投影幕一覽表


恭喜 香港投影 成為
HONG KONG PROJECTOR
VIVID STORM
專業投影幕
香港地區特約代理商
代理授权书
Authorization Certificate
This is to certify that
香港投影
Hong Kong Projector
香港投影
Hong Kong Projector


S PRO P Electric Tab-Tension Floor Screen
Create 3D surround sound

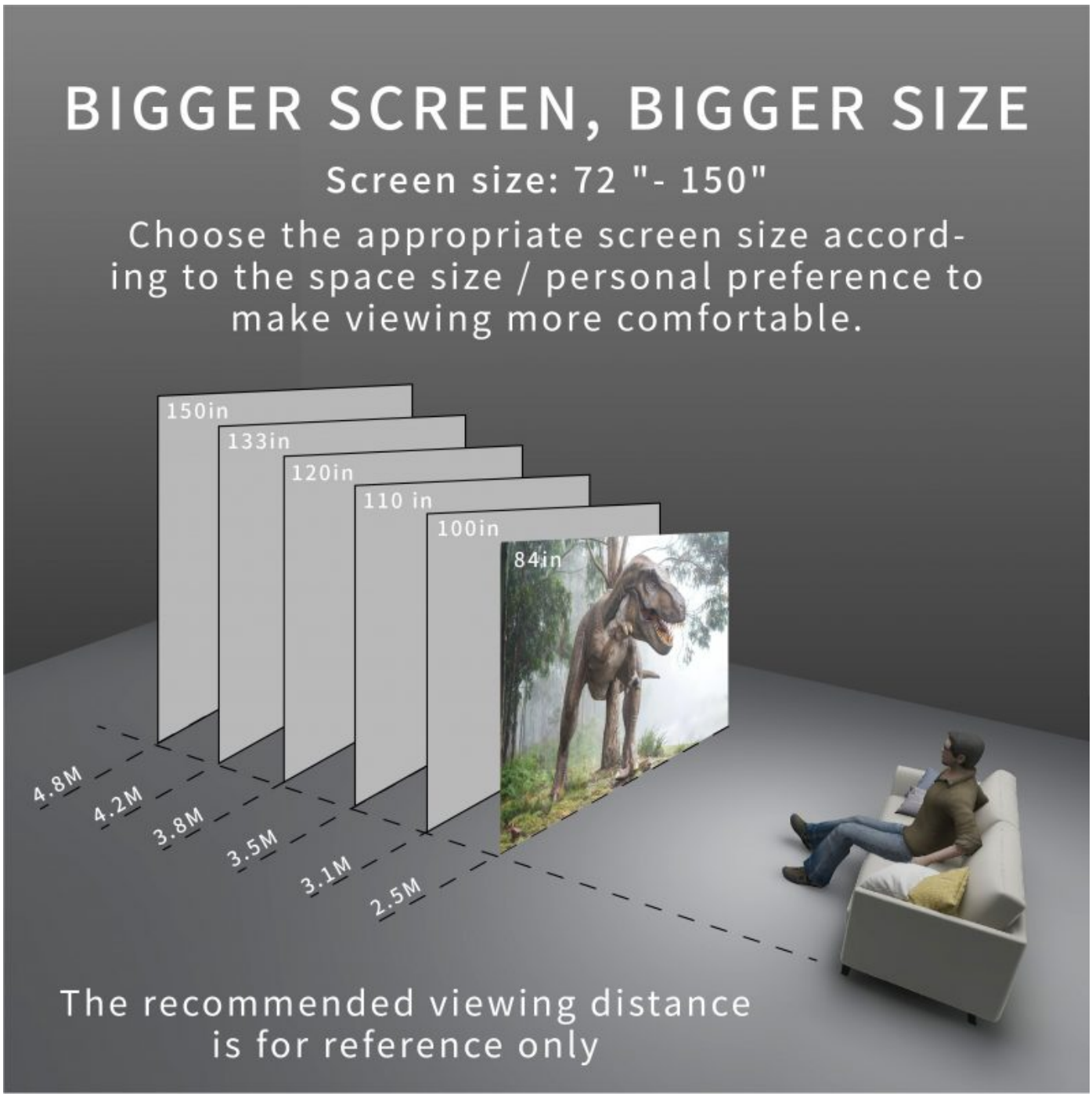

推薦觀看距離： 至少2.5米



A Projection Screen That Rises From The Ground

Be triggered at any moment
Open your home theater in 30 seconds
The screen, which rises from the ground, is not only convenient for activities, but also does not need to be installed through holes in the wall







3D Surround Sound

Through micro hole processing, the screen surface aperture is controlled at 0.4mm; the small aperture, while maintaining sound transmission, also greatly reduces the problem of light loss.



Be Personally On The Scene

Experience high quality audio visual feast
realizes the effect of 3D three-dimensional surround sound, and creates a professional home theater with both sound quality and image quality.



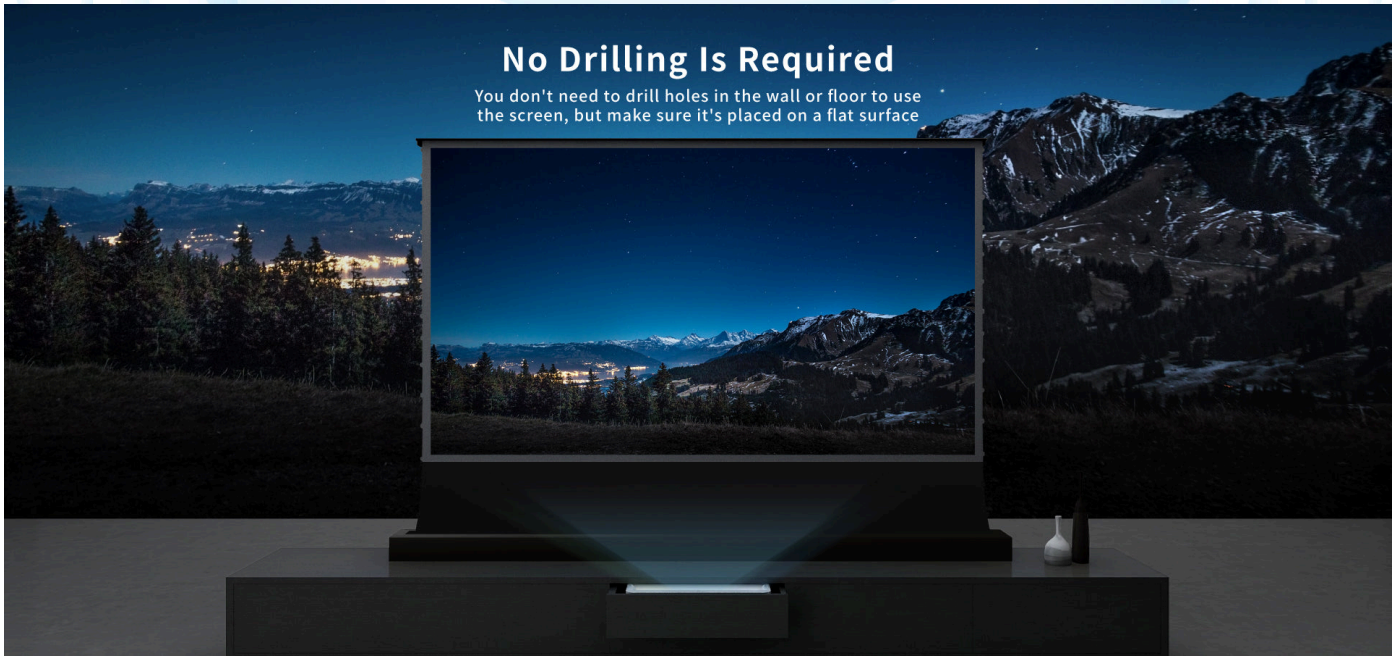

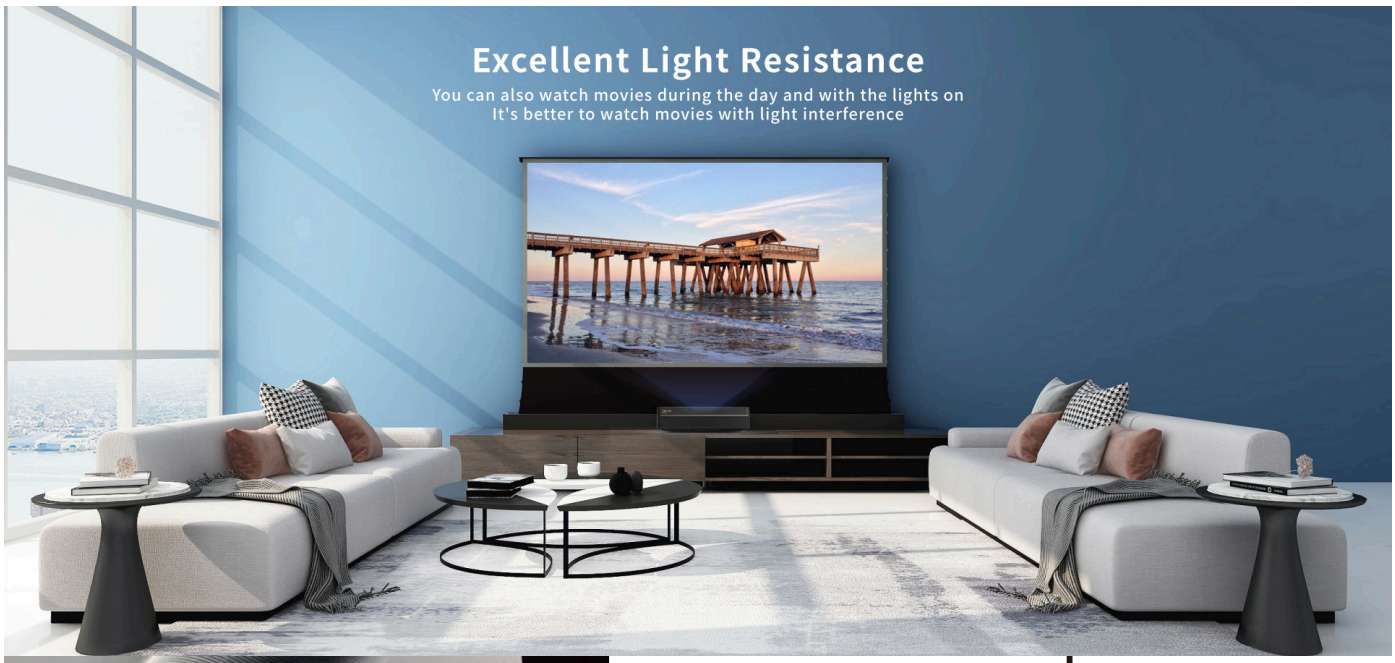



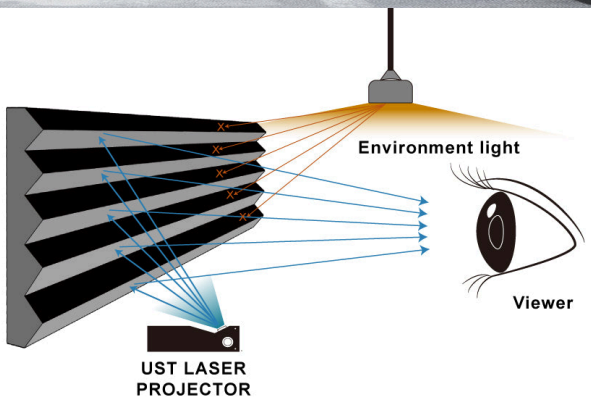

Screen Material Features

Ultra Short Throw Ambient Light Rejecting screen material

The interference light source above is absorbed by the TPU special prism, and the light source projected by the laser TV below is reflected in parallel.

Blocked Light Sources



Light from the left / right / bottom of the screen affects the projection



It mainly blocks the light above the screen



Bigger Screen Greater Visual Enjoyment

Farewell to the era of small screen, choose a bigger screen, let the visual enjoy a greater sense of impact.





Bigger Size, More Wonderful Visual Enjoyment

Screen size: 72"-120"

Smooth As A Mirror

Screen with cable design, plus metal strong support, better make the screen flatness, prevent curling and other phenomena



Wonderful 3D Effective

The screen supports the projection of 3D images



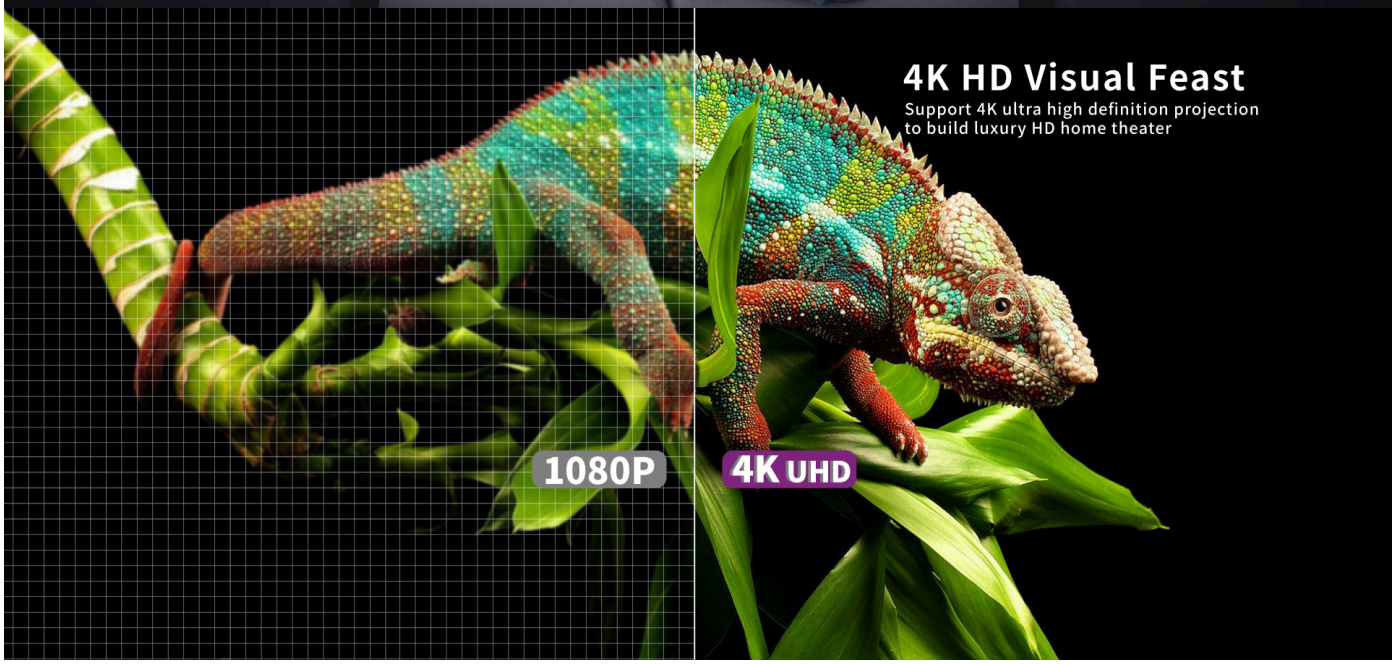

4K HD Visual Feast

Support 4K ultra high definition projection to build luxury HD home theater



PRODUCT DETAILS





Electric Ground Lift
Save heart and effort



Tension Bracket
Strong support screen

Tension Bracket
The screen is designed with pull wire to stretch the screen surface to make the screen flat and prevent curling and wrinkle.



Rotatable Fixed Base
Stronger and safer

Black Housing
Classic works





White Housing
Pure fashion







·Wireless RF Remote Control
The new remote controls, easy to control the screen.



·Extra IR Remote Control With IR Receiver
The IR remote control required line-of-sight to the IR sensor, The IR receiber has been connected, in order for the IR remote control to function.



·Power Cord
Power supply for screen,detachable power cord,convenient for storage.



·Cleaning Tools
Used to clean dust or foreign matter on the screen surface



·Adjust Rod
Adjust the fixed height of the screen.



·Wireless Projector Trigger
The wireless projector trigger to projector power for easy operatoin.
Bring your screen up and down by powering on or off your projector.



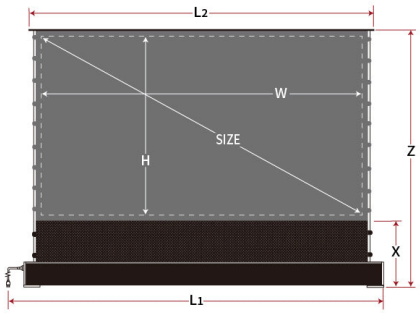

Front view of screen
(The actual standard view area is within the dotted line)

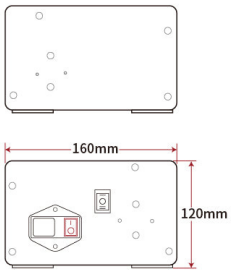

Side view of case

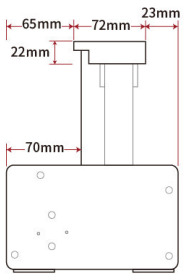

Side view of case
(Top cover size)



S PRO P Electric Tension Floor Screen SPEC
-Ultra Short Throw Ambient Light Rejecting screen material-

Aspect Ratio	Diag.Size	Standard View Area		Overall Case Length including space occupied by plug and wire	Overall Height	Upper cover size	Bottom Black Border With housing	Packing Dimension	G.W	N.W
	(inch)	W	H	連電源按鍵總寬度 L1	連幕總高 Z	L2	X	mm	Kgs	Kgs
16:9	72"	1594	896	1831	1211	1670	270	1900×240×210	24.00	23.00
	84"	1860	1046	2077	1436	1905	350	2150×240×210	25.00	24.00
	92"	2037	1145	2257	1535	2081	350	2300×240×210	26.00	25.00
	100"	2214	1245	2431	1635	2276	350	2500×240×210	28.00	27.00
	110"	2435	1370	2687	1760	2528	350	2740×240×210	31.00	30.00
	120"	2656	1494	2910	1884	2730	350	2970×240×210	33.00	32.00

Important Reminder

Due to the large size of the anti light curtain, please measure the elevator and corridor of your home before purchase. For the moment, only elevator direct delivery is supported, not corridor delivery. If the elevator cannot reach the destination, the delivery will be delivered to the downstairs, and you can arrange the transportation by yourself. You can negotiate with the express delivery or handle the extra stair handling costs (please contact customer service for details).

Custom Service

If you need to customize the curtain of special size, please contact the online customer service. After the price is determined, we will make it for you as soon as possible!



3.Please note that when placing this product, please make sure that the product is always in a horizontal state. Do not place the screen in an inclined or vertical position.

4. After using for a period of time, if the cover on both ends of the screen is slightly tilted, there is no need to worry. This is a normal phenomenon and does not affect the viewing and use. In addition, due to the cover warping, there is a gap between the screen and the housing case after closing, which is also a normal phenomenon.



Please make sure the product is placed horizontally

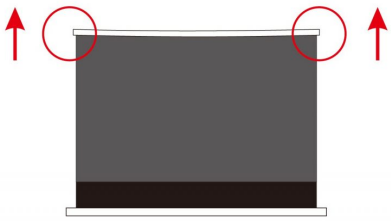

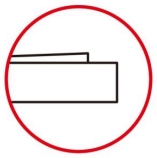

There was a slight tilt after the screen was closed

Warm tips, if you mind the following conditions do not purchase! ! ! ! !

1、When there are a few black spots, white spots, stains and other impurities on the screen surface, but if they are qualified according to the detection method, then such situation is not a product quality problem, and it is within the scope of product qualification.

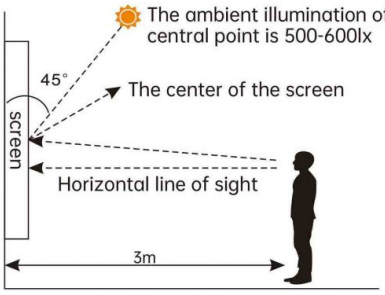

Figure 1 side view

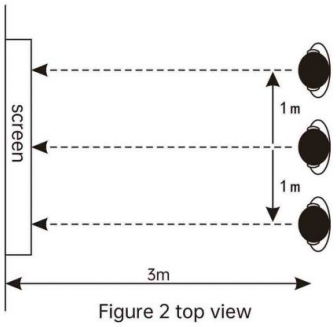

Figure 2 top view

The detection method is as follows:

(1).Please raise the screen of this product and close to the wall, and the observer can observe the film at a distance of 3 meters away from the screen;

(2).The observer needs to observe the shadow in the normal light environment (illumination 500-600lx);

(3).The distance between the observer and the front of the screen should be kept at a distance of 3 meters , and the center point of the screen should be close to or higher than the horizontal line of sight (as shown in Figure 1), and the observation should be made at the center point, 1 m to the left and 1 m to the right (as shown in Fig. 2).

As long as the test results of the product are within the allowable range, the product is qualified.



For the black spot defect which can be measured in appearance, if it can not be found by visual inspection, the product is normal.



For the appearance of specific measurable white spot defects, if visual inspection can not be found, then the product is normal.



If the visible dirt is within the allowable range of defects, the product is normal.



For the faint linear printing trace, if within the allowable range of defects, the product is normal.



For the inks caused by uneven printing traces, if within the allowable range of defects, the product is normal.

(1).The white screen is listed as the quality standard because it is not only the reflection surface of the projector image (the black surface is observed from the upper and lower direction, and the white surface is observed from the bottom direction), but also the main function surface of the viewing image, so the white screen is listed as the quality standard. It should be noted that if the white screen surface does not exceed the quality specification, it will be regarded as meeting the factory qualification standard.

(2).Different from the white screen, the black screen is used as a functional surface to absorb indoor ambi ent light. In view of the fact that there is no direct correlation between the black screen surface and the image viewing quality, its quality specifications are quite different from that of the white surface. It should be noted that the slight black marks on the black screen surface are inevitable appearance phe nomena in the production process of industrial products, which meet the factory qualification standard.

Conclusion: it should be noted that the slight black marks and white spots on the black screen surface of the anti light projection screen products are normal product appearance phenomena, which will never affect the image viewing quality. Please use it at ease.

2、If there are regular creases on the screen surface after the screen is opened, don't worry. This is a normal phenomenon. It is caused by the screen being curled and tightened for a long time, which does not affect the user's viewing. After opening the screen for a period of time, you will notice that the stripes on the screen will gradually disappear.

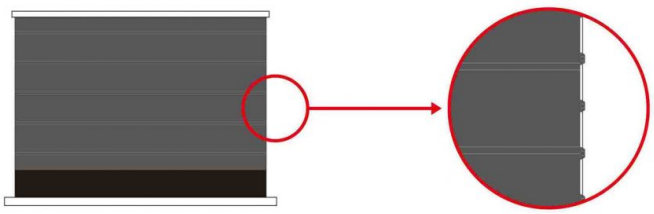

Read More
SKU: S-VIVIDSTORM-ES-SPRO-P-TENSION-72-120
Price: $10000 – $13900
分類: 電動地升幕

















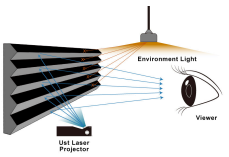

Screen Material Features

Ultra Short Throw Ambient Light Rejecting Screen Material

The interference light source above is absorbed by the TFU special prism, and the light source projected by the laser TV below is reflected in parallel.







Bigger Size, More Wonderful Visual Enjoyment

Screen size：84"-120"



Free Lifting, One Button Come Ture The "Big World"

Motor drop down type electric lifting screen can be match with trigger to realize intelligent linkage.





3D View More Wonderful

The screen supports the projection of 3D images, making the family view more wonderful





Panoramic View

Multiple people share a 170 ° HD view, no matter where they sit. Enjoy the same clear, gorgeous 4K HD picture

PRODUCT DETAILS



Suspended Hook With Sliding Groove

The lifting ring above the shell is movable.



Wall Bracket With Sliding Groove

The product is equipped with bracket which can be used for hanging installation.



Aluminum Alloy Shell

Solid aluminum alloy shell, beautiful and fashionable.
Available white and black housing.



Gravity Shaft And Stay Wire Technology

Prevent deformation and fold.



Black Housing

Classic works





White Housing

Pure fashion





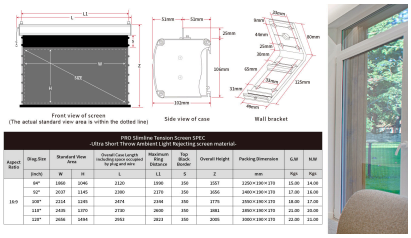

PRO Slimline Tension Screen SPEC
-Ultra Short Throw Ambient Light Rejecting screen material-

Aspect Ratio	Diag.Size	Standard View Area		Overall Case Length including space occupied by plug and wire	Maximum Wing Distance	Top Black Border	Overall Height	Packing Dimension	G.W	N.W
	(inch)	W	H	L	L1	S	Z	mm	Kgs	Kgs
16:9	84"	1860	1046	2120	1956	356	1057	2250×190×270	15.00	14.00
	92"	2037	1145	2280	2270	356	1056	2400×190×270	17.00	16.00
	100"	2214	1395	3474	2346	356	1775	3900×190×270	18.00	17.00
	118"	2435	1370	2730	2690	356	1081	2890×190×270	21.00	20.00
	120"	2656	1494	2953	2823	356	2095	3080×190×270	22.00	21.00



·Wireless RF Remote Control

The new remote controls, easy to control the screen.



·Extra IR Remote Control With IR Receiver

The IR remote control required line-of-sight to the IR sensor. The IR receiver has been connected, in order for the IR remote control to function.



·Adjust Rod

Adjust the fixed height of the screen.



·Cleaning Brush For Screen

Used to clean dust or foreign matter on the screen surface.



·Wall Bracket With Sliding Groove

End caps on the housing allow for flush Wall or Ceiling installation. The screen is installed behind the hook, and the housing is provide with a sliding groove,which can be adjusted to lock the position.



·Wireless Projector Trigger

The wireless projector trigger to projector power for easy operation. Bring your screen up and down by powering on or off your projector

Important Reminder

Due to the large size of the anti light curtain, please measure the elevator and corridor of your home before purchase. For the moment, only elevator direct delivery is supported, not corridor delivery. If the elevator cannot reach the destination, the delivery will be delivered to the downstairs, and you can arrange the transportation by yourself. You can negotiate with the express delivery or handle the extra stair handling costs (please contact customer service for details).



3.Please note that when placing this product, please make sure that the product is always in a horizontal state. Do not place the screen in an inclined or vertical position.

4. After using for a period of time, if the cover on both ends of the screen is slightly tilted, there is no need to worry. This is a normal phenomenon and does not affect the viewing and use. In addition, due to the cover warping, there is a gap between the screen and the housing case after closing, which is also a normal phenomenon.

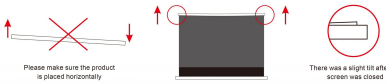

Warm tips, if you mind the following conditions do not purchase！！！！

1、When there are a few black spots, white spots, stains and other impurities on the screen surface, but if they are qualified according to the detection method, then such situation is not a product quality problem, and it is within the scope of product qualification.

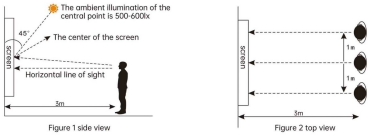

Figure 1 side view

Figure 2 top view

The detection method is as follows:

(1).Please raise the screen of this product and close to the wall, and the observer can observe the film at a distance of 3 meters away from the screen;

(2).The observer needs to observe the shadow in the normal light environment (illumination 500-600lx);

(3).The distance between the observer and the front of the screen should be kept at a distance of 3 meters , and the center point of the screen should be close to or higher than the horizontal line of sight (as shown in Figure 1), and the observation should be made at the center point, 1 m to the left and 1 m to the right (as shown in Fig. 2).

As long as the test results of the product are within the allowable range, the product is qualified.



For the black spot defect which can be measured in appearance, if it can not be found by visual inspection, the product is normal.



For the appearance of specific measurable white spot defects, if visual inspection can not be found, then the product is normal.



If the visible dirt is within the allowable range of defects, the product is normal.

For the faint linear printing trace, if within the allowable range of defects, the product is normal.



For the inks caused by uneven printing traces, if within the allowable range of defects, the product is normal.

(1).The white screen is listed as the quality standard because it is not only the reflection surface of the projector image (the black surface is observed from the upper and lower direction, and the white surface is observed from the bottom direction), but also the main function surface of the viewing image, so the white screen is listed as the quality standard. It should be noted that if the white screen surface does not exceed the quality specification, it will be regarded as meeting the factory qualification standard.

(2).Different from the white screen, the black screen is used as a functional surface to absorb indoor ambient light. In view of the fact that there is no direct correlation between the black screen surface and the image viewing quality, its quality specifications are quite different from that of the white surface. It should be noted that the slight black marks on the black screen surface are inevitable appearance phenomena in the production process of industrial products, which meet the factory qualification standard.

Conclusion: it should be noted that the slight black marks and white spots on the black screen surface of the anti light projection screen products are normal product appearance phenomena, which will never affect the image viewing quality. Please use it at ease.

2、If there are regular creases on the screen surface after the screen is opened, don't worry. This is a normal phenomenon. It is caused by the screen being curled and tightened for a long time, which does not affect the user's viewing. After opening the screen for a period of time, you will notice that the stripes on the screen will gradually disappear.

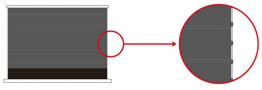





White Housing

Pure fashion



VIVIDSTORM T-PRO 超短焦 抗光黑柵幕 電動降落幕 黑色機箱（16:9）

●黑柵抗光幕(CBSP)幕布材質
●卓越的抗光效果-有效抑制上方光線對畫面的影響
●適合1800ANSI流明以上的超短焦雷射投影機/鐳射電視
●電動升降-收放自如，支持吸頂、壁掛和吊裝方式
●雙邊拉線緊繃系統-使幕面平靜
●4種控制方式實現上下約20-30秒！
●0.6增益，170°視角，3D/4K/8K高清視覺盛宴
●靜音管狀電機，電動升降系統，鋁製外殼

(客人需要確認樓宇電梯能放入投影幕，及運送到指定樓層，才能安排送貨上門)

支援超短焦雷射投影機，極佳抗光效果，支援4K投影效果，高對比度，高度還完色彩，一鍵升降，帶遙控，可拉線

（黑柵幕最大尺寸係120吋，另外如需白色機箱款，請聯絡本店查詢 3188 4814）

[VIVIDSTORM 所有專業投影幕一覽表]





【很重要】投影機安放位置

黑柵超短焦投影幕，按照投影機安放位置而生產相關幕料，日後投影機將不能再更改安裝方式，

請客人考慮清楚 投影機是放台面，或吊頂安裝，決定好了才落訂單，謝謝。



投影機 吊頂安裝 PROJECTOR TOP MOUNTED

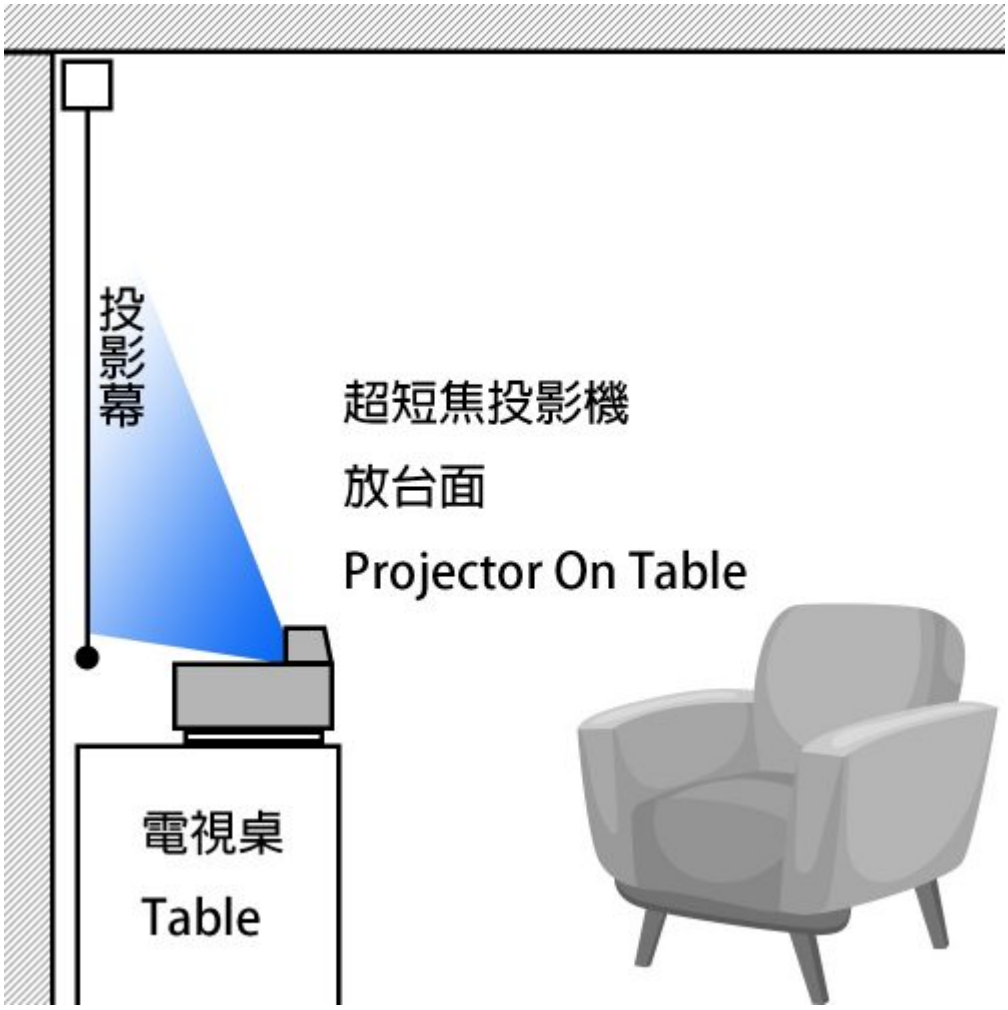

投影機 放台面 PROJECTOR ON TABLE

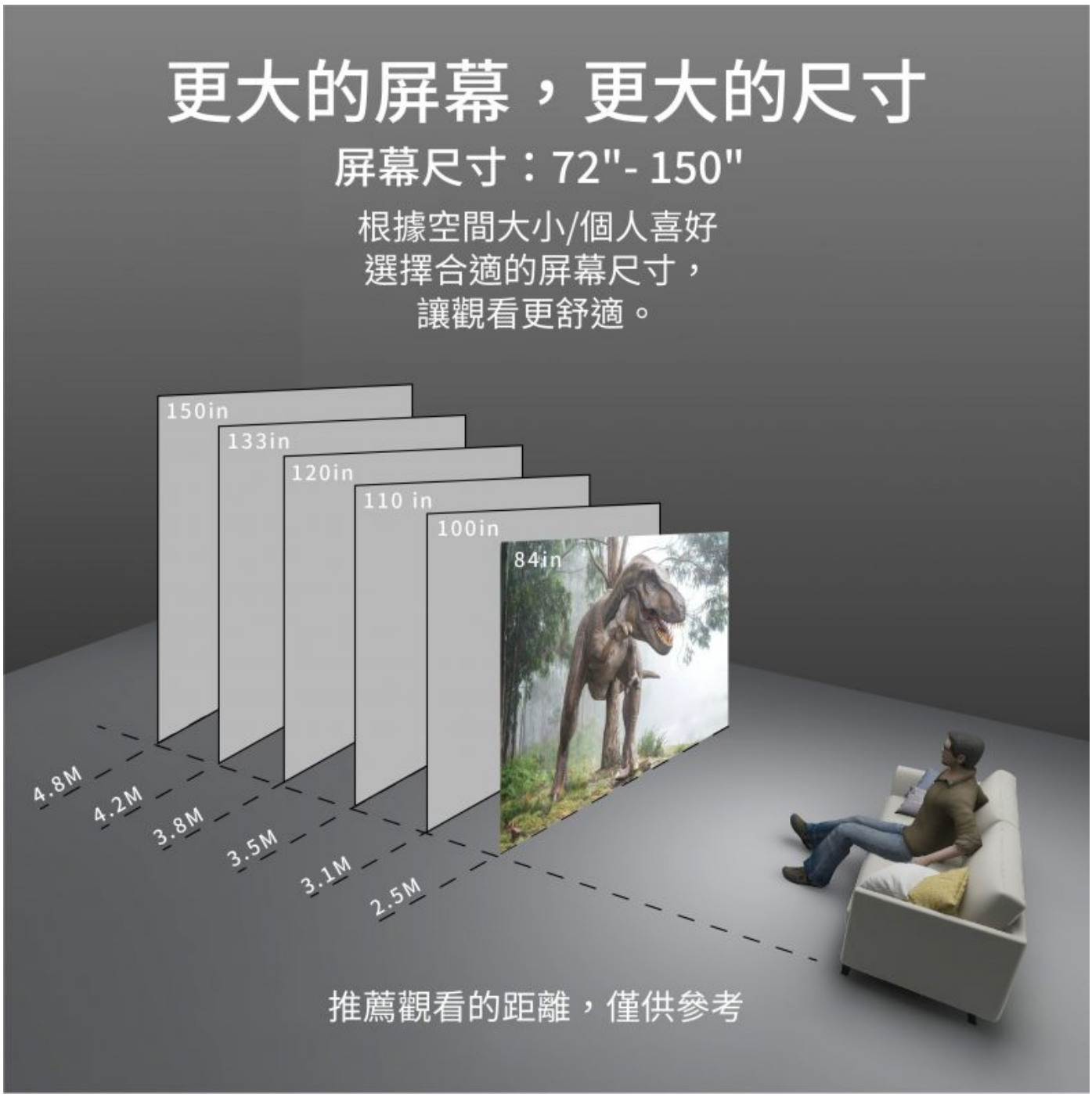

推薦觀看距離： 至少2.5米

超短焦投影機專用黑柵幕

打造豪華高清家庭影院



- 電動升降 收放自如
- 無線遙控 遠程控制
- 黑柵抗光 阻隔環境光
- 72吋-120吋 更多尺寸選擇
- 170° 170°視角 全方位顯示
- 品牌電機 靜音驅動
- 護眼技術 呵護視力健康
- 高對比度 高度還原色彩



從天而“降”

一鍵開啟
可收納隱藏的巨幕









極佳的抗光效果

拒絕環境光的干擾，讓影院不分晝夜白天也能享受清晰影像



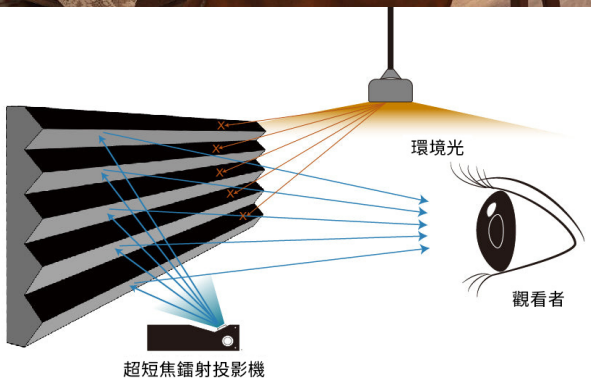

屏幕的材料特性

抗光原理:

表面通過TPU特殊棱鏡，將上方的干擾光源進行吸收或抵擋，並將下方鐳射電視投射的光源進行平行反射到觀影者眼里。

抗光光源方向聲明



無法擋住 屏幕左/右/底部的光線



它主要是擋住屏幕上方的光線

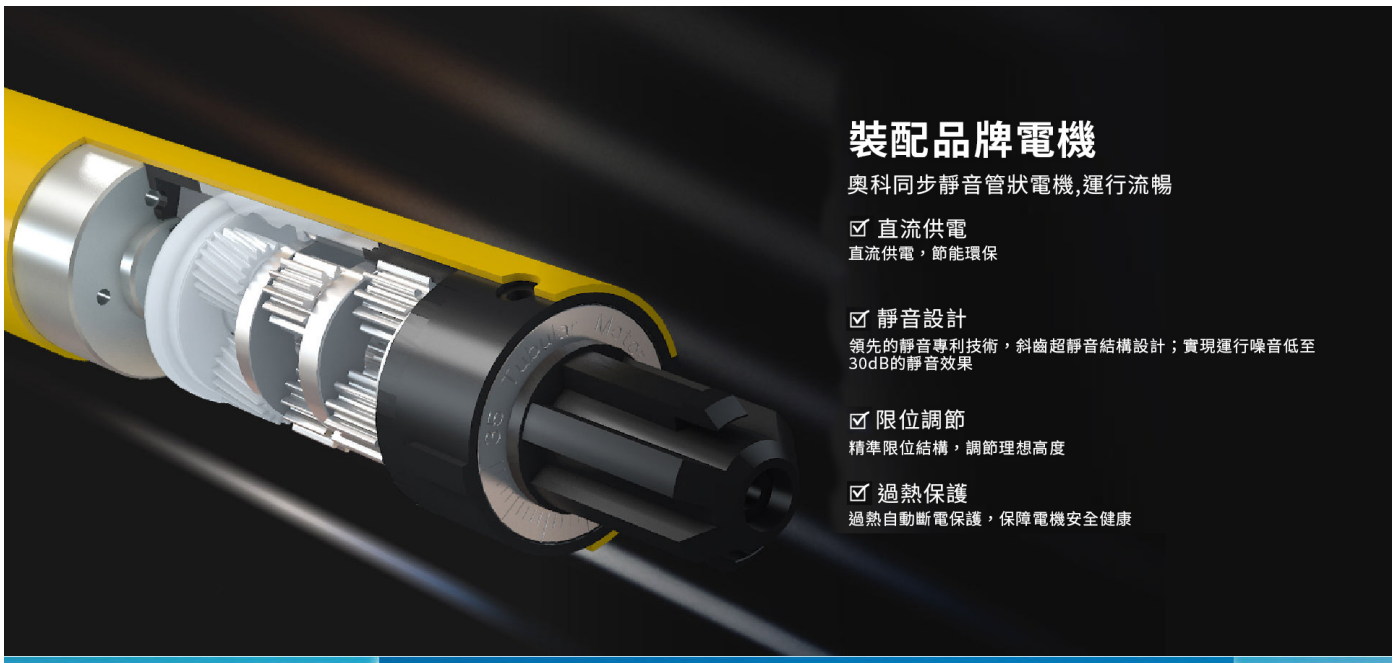

裝配品牌電機

奧科同步靜音管狀電機,運行流暢

☑ 直流供電
直流供電，節能環保

☑ 靜音設計
領先的靜音專利技術，斜齒超靜音結構設計；實現運行噪音低至30dB的靜音效果

☑ 限位調節
精準限位結構，調節理想高度

☑ 過熱保護
過熱自動斷電保護，保障電機安全健康



盡收眼底，引人入勝

屏幕可選購尺寸：72″- 120″



精彩的3D效果

在家也能享受影院級3D影像



4K高清視覺盛宴

屏幕支持4K投影(主要以投影機畫面質量為主)
暢享高清視覺盛宴



皆“大”歡喜

全家總動員，聚會無限制，170度無死角，全景大視角。

產品明細



滑槽吊鉤
外殼上方的吊環是可移動的



帶滑槽的壁掛支架
產品配有支架，可用於懸掛安裝



鋁合金外殼
堅固的鋁合金外殼，美觀時尚。
有白色和黑色外殼(白色外殼需聯絡業務訂購)





重力軸 和 拉線技術
防止變形和折疊

黑色機箱
經典百搭







White Housing
Pure fashion





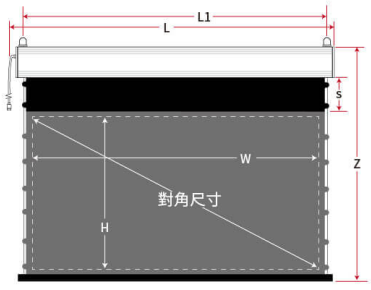

屏幕主視圖(實際投影面積在虛線內)

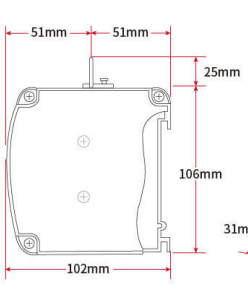

機箱側視圖

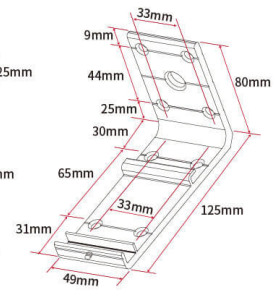

機箱掛勾



PRO 電動降落幕 -超短焦黑柵抗光幕-

投影區比例	投影面積對角尺寸	投影面積尺寸		總長度（含電線占用空間）	掛勾中心點長度	黑布幕高度	掛幕頂至底（包括機箱）	包裝尺寸	毛重	淨重
	(inch)	W	H	L	L1	S	Z	mm	Kgs	Kgs
16:9	84"	1860	1046	2120	1990	350	1557	2250×190×170	15.00	14.00
	92"	2037	1145	2300	2170	350	1656	2400×190×170	17.00	16.00
	100"	2214	1245	2474	2344	350	1775	2550×190×170	18.00	17.00
	110"	2435	1370	2730	2600	350	1881	2850×190×170	21.00	20.00
	120"	2656	1494	2953	2823	350	2005	3000×190×170	22.00	21.00

*單位(mm)，手工制作，可能會有1-1.5mm的偏差。

Important Reminder

Due to the large size of the anti light curtain, please measure the elevator and corridor of your home before purchase. For the moment, only elevator direct delivery is supported, not corridor delivery. If the elevator cannot reach the destination, the delivery will be delivered to the downstairs, and you can arrange the transportation by yourself. You can negotiate with the express delivery or handle the extra stair handling costs (please contact customer service for details).

Custom Service

If you need to customize the curtain of special size, please contact the online customer service. After the price is determined, we will make it for you as soon as possible!

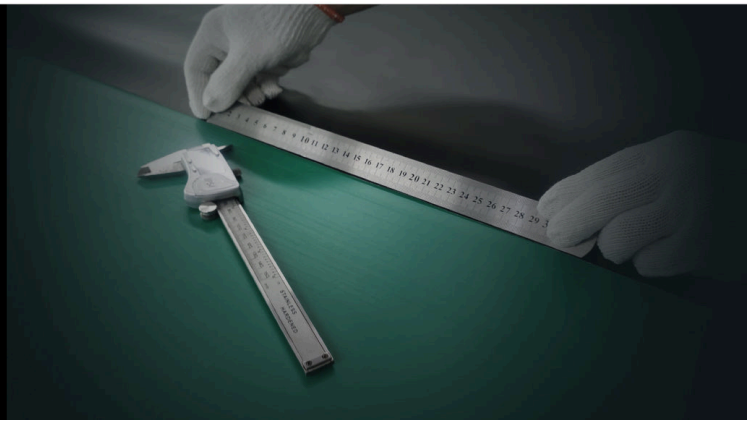

溫馨提示，如介意以下情況請慎拍!!

1、屏幕表面能看到少許黑點、白點、污點等雜質，根據檢測方法檢測合格，則在產品合格範圍內。

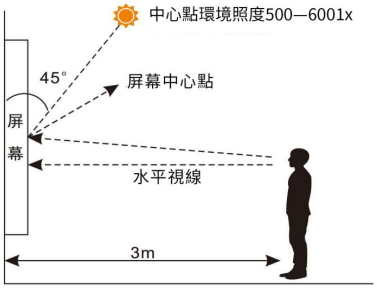

圖1 側視圖

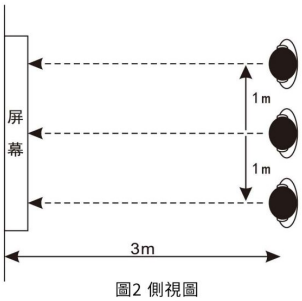

圖2 側視圖

（1）白幕面為投影機影像的反射面（從幕面上方向下觀測為黑色面，從下方向上觀測為白色面），是觀賞影像的主功能面，故列為品質標準。白面無超出品質規格即符合出廠合格標準。

（2）黑面為吸收室內環境光的功能面，與影像觀賞品質無直接相關，其品質規格與白面不同。反映的輕微黑色痕跡屬於工業製成商品生產過程中不可避免的外觀現象，符合出廠合格標準。

總結：抗光投影銀幕產品黑面所見的輕微黑色痕跡以及白點等為正常的產品外觀現象,絕對不会影响影像觀賞品質，請客户安心使用。

檢測方法：
①將屏幕升起貼近牆面，觀測者直立站於距離屏幕3m遠的距離；
②觀測者須在正常光照環境下（照度500—600lx）進行觀察；
③觀測者與屏幕正面距離3m觀察，且屏幕中心點須貼齊或高於水平視線（如圖1），並於中心點、向左位移1m、向右位移1m做觀察（如圖2）。
檢測結果在容許度範圍內則屬合格產品。


外觀具體可測量的黑色點狀缺陷，目測不可發現則屬正常。


外觀具體可測量的白色點狀缺陷，目測不可發現則屬正常。


若隱若現的髒污，在缺陷的容許範圍內則屬正常。


若隱若現的線狀印刷痕跡，在缺陷的容許範圍內則屬正常。


若隱若現的線狀印刷痕跡，在缺陷的容許範圍內則屬正常。

2、屏幕在打開後，幕面上出現有一道道規律的淺顯摺痕，這是由於幕布長時間處於捲曲收緊狀態引起的，屬於正常現象，不影響觀影。將幕布打開，經過一段時間後，幕布上的條紋會逐漸消失。

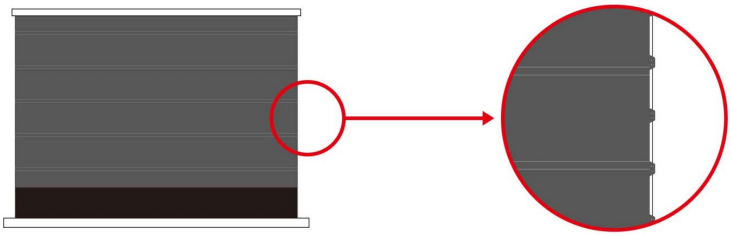

3. 放置設備時，請確保設備始終保持水平狀態，不可將幕布傾斜或者垂直放置；
4. 屏幕在使用一段時間後，屏幕上方兩端蓋子稍微翹起屬於正常現象，不影響觀影。由於蓋子翹起，導致屏幕關閉後與罩殼有縫隙，也屬於正常現象



請水平放置

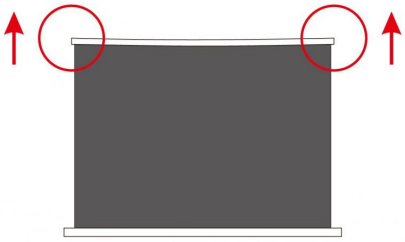

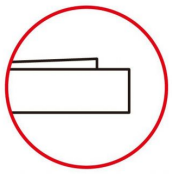

屏幕關閉後，有稍微翹起



·Wireless RF Remote Control

The new remote controls，easy to control the screen.



·Extra IR Remote Control With IR Receiver

The IR remote control required line-of-sight to the IR sensor, The IR receiber has been connected，in order for the IR remote control to function.



·Adjust Rod

Adjust the fixed height of the screen.



·Cleaning Brush For Screen

Used to clean dust or foreign matter on the screen surface.



·Wall Bracket With Sliding Groove

End caps on the housing allow for flush Wall or Ceiling insatallation. The screen is installed behind the hook, and the housing is provide with a sliding groove,which can be adjusted to lock the position.



·Wireless Projector Trigger

The wireless projector trigger to projector power for easy operatoin. Bring your screen up and down by powering on or off your projector.

Read More
SKU: S-VIVIDSTORM-ES-PRO-DROP-84-120
Price: $9830 – $13730
分類: 電動幕

VIVID STORM
SINCE 2004

適合超短焦投影機
PRO 專業系列



黑柵抗光。電動降落幕



Black Housing
Classic works



White Housing
Pure fashion



PRO P Slimline Tension Screen
Ultra Short Throw Ambient Light Rejecting screen
Create 3D surround sound









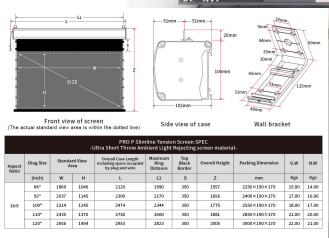

PRO P Slimline Tension Screen SPEC
-Ultra Short Throw Ambient Light Rejecting screen material-

Aspect Ratio	Diag. Size	Standard View Area		Overall Cut Length including spare length for drag and wire	Maximum Ring Distance	Top Black Border	Overall Height	Packing Dimension	G.W	N.W
	[inch]	W	H	L	L1	S	Z	mm	Kgs	Kgs
16:9	84"	1859	1046	2120	1990	350	1357	2250×190×270	15.80	14.00
	92"	2037	1145	2300	2170	350	1654	2450×190×270	17.80	16.00
	100"	2214	1245	2474	2344	350	1715	2558×190×270	18.80	17.00
	110"	2435	1370	2730	2600	350	1881	2858×190×270	21.80	20.00
	120"	2656	1494	2953	2823	350	1905	3058×190×270	22.80	21.00











適合超短焦投影機



適合超短焦投影機



適合超短焦投影機



適合超短焦投影機



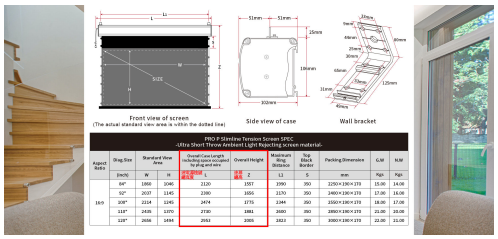

VIVIDSTORM T-PRO-P 超短焦 透聲打孔 抗光黑柵幕 電動降落幕 黑色機箱 (16:9)

●黑柵抗光幕(CBSP)幕布材質-【上黑邊打孔設計：屏幕底部黑邊採用0.4mm穿孔聲孔設計，可將音箱放置在幕布後方；如音箱不是放置在幕布後，則無須購買打孔設計】
●卓越的抗光效果-有效抑制上方光線對畫面的影響
●適合1800ANSI流明以上的超短焦鐳射投影機/鐳射電視
●電動升降-收放自如，支持吸頂、壁掛和吊裝方式
●雙邊拉線緊繃系統-使幕面平靜
●4種控制方式實現上下約20-30秒！
●0.6增益，170°視角，3D/4K/8K高清視覺盛宴
●靜音管狀電機，電動升降系統，鋁製外殼

(客人需要確認樓宇電梯能放入投影幕，及運送到指定樓層，才能安排送貨上門)

支援超短焦雷射投影機，極佳抗光效果，支援4K投影效果，高對比度，高度還完色彩，一鍵升降，帶遙控，可拉線

（黑柵幕最大尺寸係120吋，另外如需白色機箱款，請聯絡本店查詢 3188 4814）

VIVIDSTORM 所有專業投影幕一覽表





PRO P Slimline Tension Screen
Ultra Short Throw Ambient Light Rejecting screen
Create 3D surround sound

【很重要】投影機安放位置

黑柵超短焦投影幕，按照投影機安放位置而生產相關幕料，日後投影機將不能再更改安裝方式，

請客人考慮清楚 投影機是放台面，或吊頂安裝，決定好了才落訂單，謝謝。



投影機 吊頂安裝 PROJECTOR TOP MOUNTED

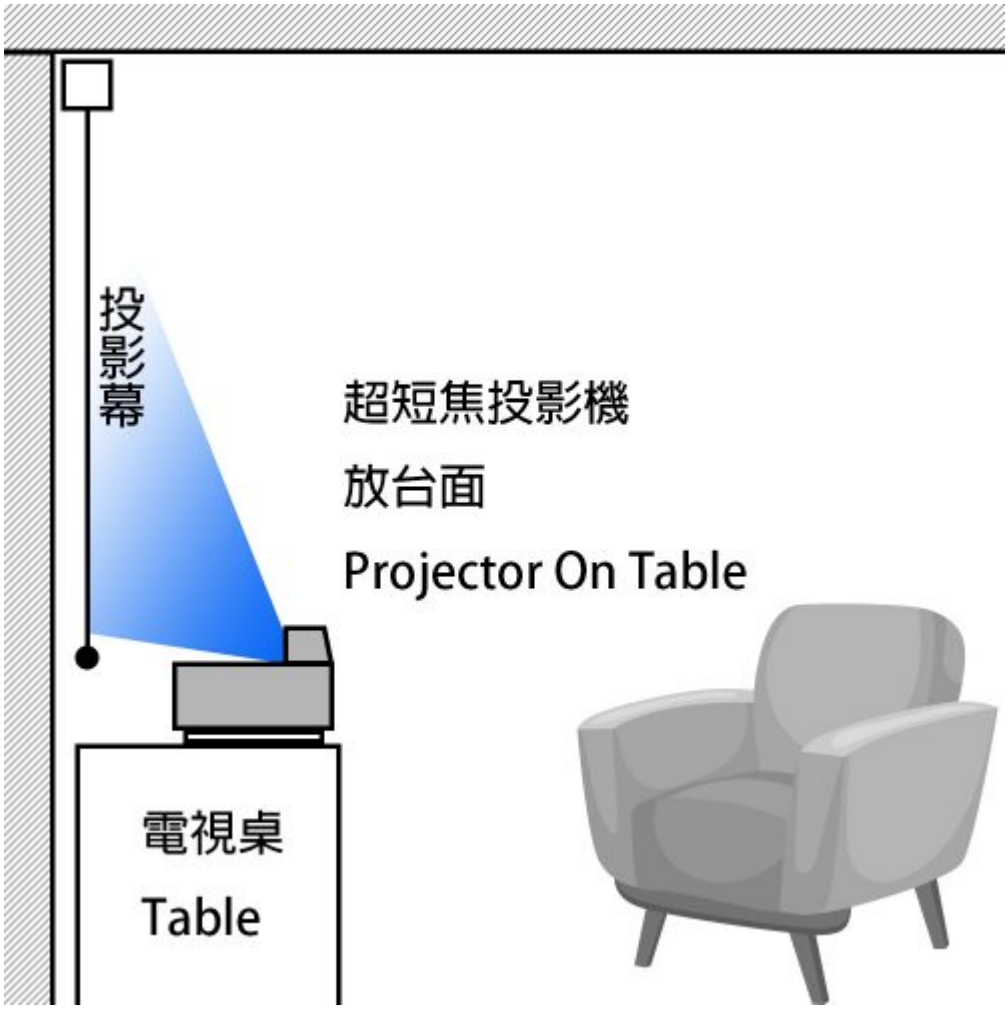

投影機 放台面 PROJECTOR ON TABLE

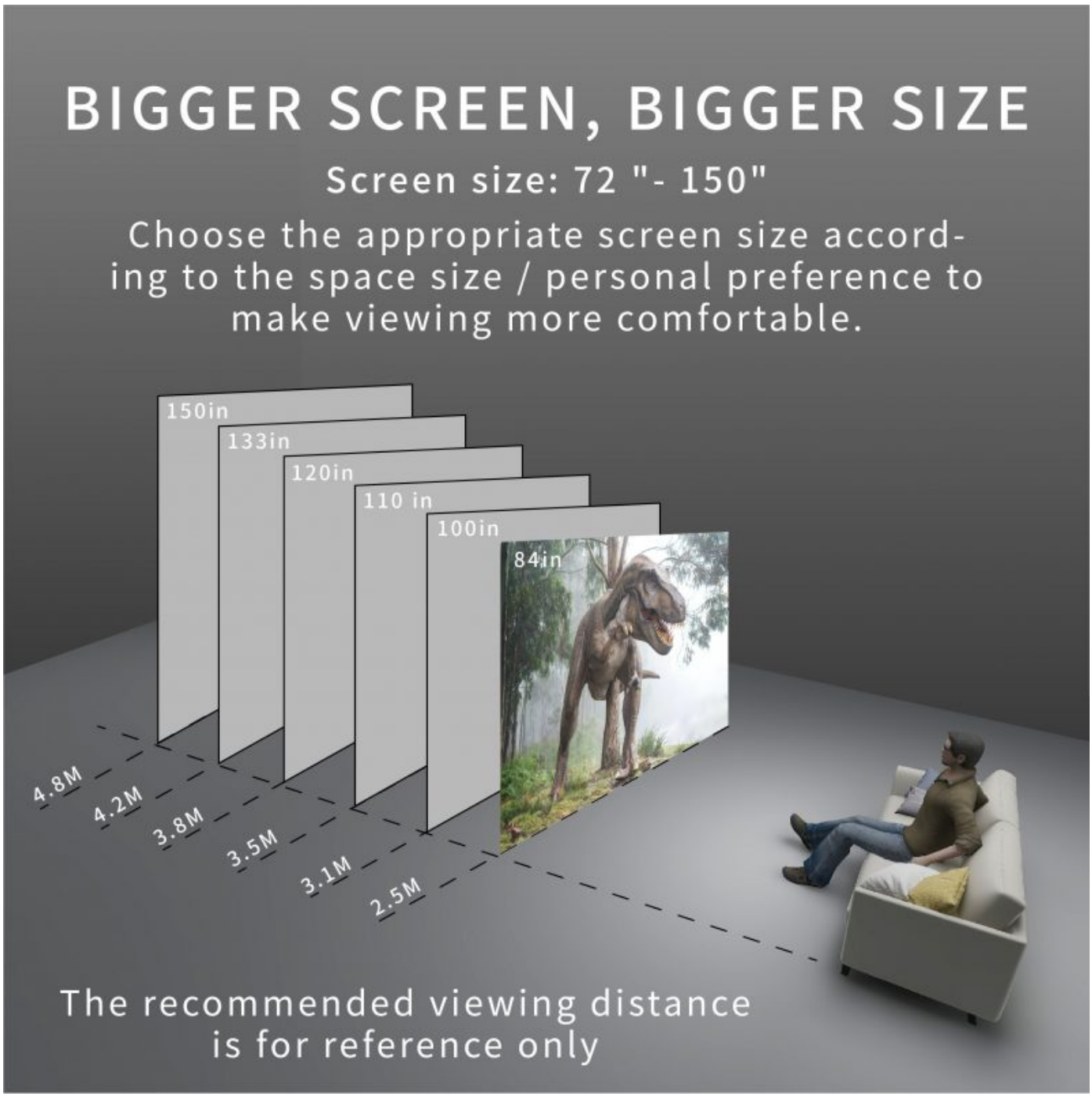

推薦觀看距離： 至少2.5米

Born For Ultra Short Throw Laser Projector

Building a luxury HD home theater



- Electric lift Easy to open
- Wireless remote control
- Blocking ambient light
- High contrast Highly restored color
- Eye protection technology
- 84"-120" More size options
- 170 ° angle of view Wide range of views
- Brand motor Silent drive



3D Surround Sound

Through micro hole processing, the screen surface aperture is controlled at 0.4mm; the small aperture, while maintaining sound transmission, also greatly reduces the problem of light loss.

Be Personally On The Scene

Experience high quality audio visual feast
realizes the effect of 3D three-dimensional surround sound, and creates a professional home theater with both sound quality and image quality.





Free Lifting,
One Button Come Ture
The “Big World”

Motor drop down type electric lifting screen can be match with trigger to realize intelligent linkage.







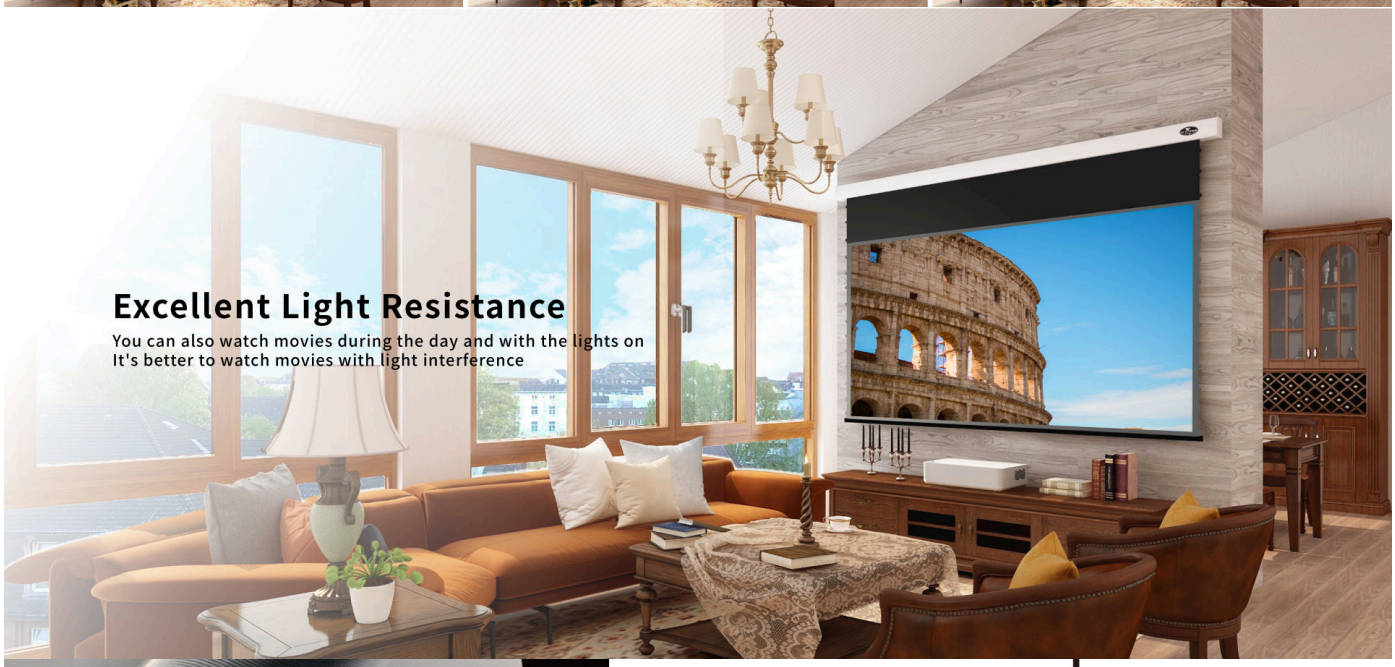

Excellent Light Resistance

You can also watch movies during the day and with the lights on
It's better to watch movies with light interference



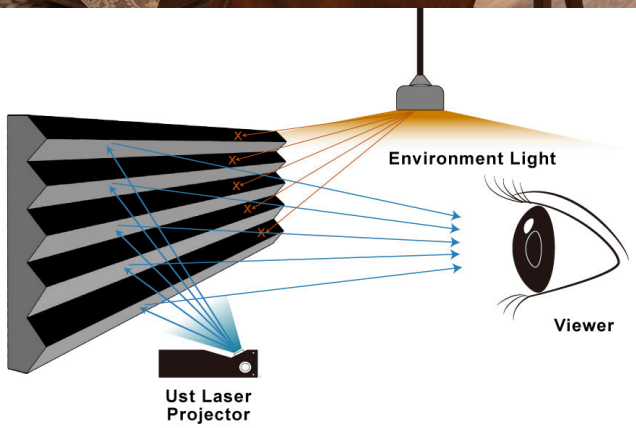

Screen Material Features

Ultra Short Throw Ambient Light Rejecting Screen Material

The interference light source above is absorbed by the TPU special prism, and the light source projected by the laser TV below is reflected in parallel.

Blocked Light Sources



Light from the left / right / bottom
of the screen affects the projection



It mainly blocks the light above the screen



Assemble Brand Motor

Smooth operation of the motor, quiet and stable

☑ DC power supply

DC power supply, energy saving and environmental protection

☑ Ultra quiet design

The world's leading silent patent technology, helical ultra quiet structure design; sight silent operation, noise as low as 30dB

☑ Limit adjustment

Precise limit structure, adjust the ideal height

☑ Overheating protection

Overheated automatic power-off protection ensures the safety and health of the motor



Bigger Size, More Wonderful Visual Enjoyment

Screen size: 84"-120"



3D View More Wonderful

The screen supports the projection of 3D images, making the family view more wonderful



4K HD Visual Feast

Support 4K ultra high definition projection to build luxury HD home theater



Panoramic View

Multiple people share a 170 ° HD view, no matter where they sit. Enjoy the same clear, gorgeous 4K HD picture

PRODUCT DETAILS



Suspended Hook With Sliding Groove
The lifting ring above the shell is movable

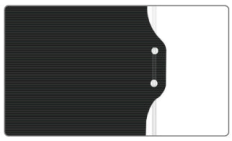

Screen cable
Prevent deformation and fold



Aluminum Alloy Shell
Solid aluminum alloy shell, beautiful and fashionable.
Available white and black housing





Wall Bracket With Sliding Groove
The product is equipped with bracket which can be used for hanging installation



0.4mm sound hole
Sound can be emitted through small holes in the back boder of the screen



Gravity Shaft And Stay Wire Technology
Prevent deformation and fold





Black Housing
Classic works





White Housing
Pure fashion



·Wireless RF Remote Control
The new remote controls，easy to control the screen.



·Extra IR Remote Control With IR Receiver
The IR remote control required line-of-sight to the IR sensor, The IR receiber has been connected，in order for the IR remote control to function.



·Adjust Rod
Adjust the fixed height of the screen.



·Cleaning Brush For Screen
Used to clean dust or foreign matter on the screen surface.



·Wall Bracket With Sliding Groove
End caps on the housing allow for flush Wall or Ceiling insatallation. The screen is installed behind the hook, and the housing is provide with a sliding groove,which can be adjusted to lock the position.



·Wireless Projector Trigger
The wireless projector trigger to projector power for easy operatoin. Bring your screen up and down by powering on or off your projector.



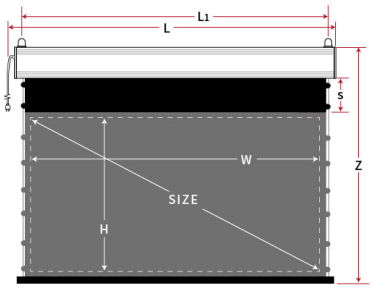

Front view of screen
(The actual standard view area is within the dotted line)

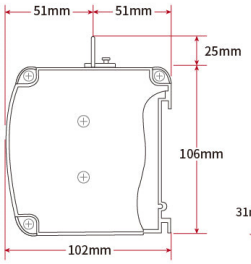

Side view of case

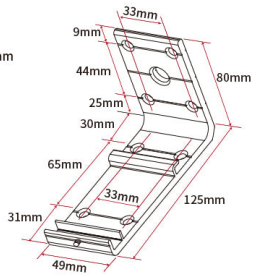

Wall bracket



PRO P Slimline Tension Screen SPEC
-Ultra Short Throw Ambient Light Rejecting screen material-

Aspect Ratio	Diag.Size	Standard View Area		Overall Case Length including space occupied by plug and wire	Overall Height	Maximum Ring Distance	Top Black Border	Packing Dimension	G.W	N.W
	(inch)	W	H	連電源按鍵總寬度 L	連幕總高 Z	L1	S	mm	Kgs	Kgs
16:9	84"	1860	1046	2120	1557	1990	350	2250×190×170	15.00	14.00
	92"	2037	1145	2300	1656	2170	350	2400×190×170	17.00	16.00
	100"	2214	1245	2474	1775	2344	350	2550×190×170	18.00	17.00
	110"	2435	1370	2730	1881	2600	350	2850×190×170	21.00	20.00
	120"	2656	1494	2953	2005	2823	350	3000×190×170	22.00	21.00

Important Reminder

Due to the large size of the anti light curtain, please measure the elevator and corridor of your home before purchase. For the moment, only elevator direct delivery is supported, not corridor delivery. If the elevator cannot reach the destination, the delivery will be delivered to the downstairs, and you can arrange the transportation by yourself. You can negotiate with the express delivery or handle the extra stair handling costs (please contact customer service for details).

Custom Service

If you need to customize the curtain of special size, please contact the online customer service. After the price is determined, we will make it for you as soon as possible!



3.Please note that when placing this product, please make sure that the product is always in a horizontal state. Do not place the screen in an inclined or vertical position.

4. After using for a period of time, if the cover on both ends of the screen is slightly tilted, there is no need to worry. This is a normal phenomenon and does not affect the viewing and use. In addition, due to the cover warping, there is a gap between the screen and the housing case after closing, which is also a normal phenomenon.



Please make sure the product is placed horizontally

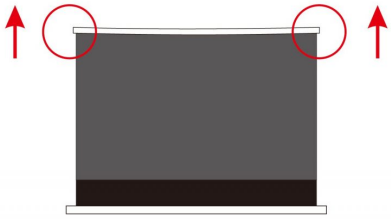

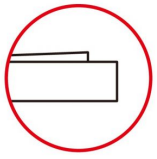

There was a slight tilt after the screen was closed

Warm tips, if you mind the following conditions do not purchase! ! ! ! !

1、When there are a few black spots, white spots, stains and other impurities on the screen surface, but if they are qualified according to the detection method, then such situation is not a product quality problem, and it is within the scope of product qualification.

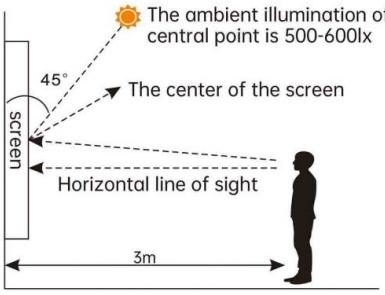

Figure 1 side view

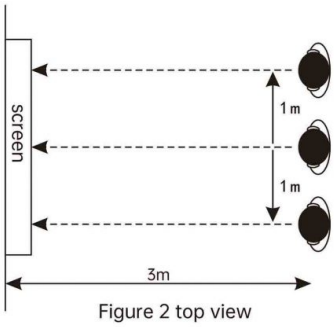

Figure 2 top view

The detection method is as follows:

(1).Please raise the screen of this product and close to the wall, and the observer can observe the film at a distance of 3 meters away from the screen;

(2).The observer needs to observe the shadow in the normal light environment (illumination 500-600lx);

(3).The distance between the observer and the front of the screen should be kept at a distance of 3 meters , and the center point of the screen should be close to or higher than the horizontal line of sight (as shown in Figure 1), and the observation should be made at the center point, 1 m to the left and 1 m to the right (as shown in Fig. 2).

As long as the test results of the product are within the allowable range, the product is qualified.



For the black spot defect which can be measured in appearance, if it can not be found by visual inspection, the product is normal.



For the appearance of specific measurable white spot defects, if visual inspection can not be found, then the product is normal.



If the visible dirt is within the allowable range of defects, the product is normal.



For the faint linear printing trace, if within the allowable range of defects, the product is normal.



For the inks caused by uneven printing traces, if within the allowable range of defects, the product is normal.

(1).The white screen is listed as the quality standard because it is not only the reflection surface of the projector image (the black surface is observed from the upper and lower direction, and the white surface is observed from the bottom direction), but also the main function surface of the viewing image, so the white screen is listed as the quality standard. It should be noted that if the white screen surface does not exceed the quality specification, it will be regarded as meeting the factory qualification standard.

(2).Different from the white screen, the black screen is used as a functional surface to absorb indoor ambi ent light. In view of the fact that there is no direct correlation between the black screen surface and the image viewing quality, its quality specifications are quite different from that of the white surface. It should be noted that the slight black marks on the black screen surface are inevitable appearance phe nomena in the production process of industrial products, which meet the factory qualification standard.

Conclusion: it should be noted that the slight black marks and white spots on the black screen surface of the anti light projection screen products are normal product appearance phenomena, which will never affect the image viewing quality. Please use it at ease.

2、If there are regular creases on the screen surface after the screen is opened, don't worry. This is a normal phenomenon. It is caused by the screen being curled and tightened for a long time, which does not affect the user's viewing. After opening the screen for a period of time, you will notice that the stripes on the screen will gradually disappear.

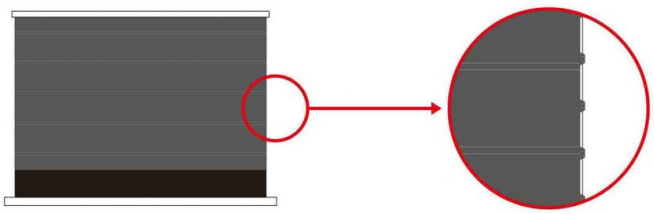

Read More
SKU: S-VIVIDSTORM-ES-PRO-P-DROP-84-120
Price: $9830 – $13730
分類: 電動幕

INDEX

V

VIVIDSTORM S-PRO 超短焦 抗光黑柵幕 電動地升幕 黑色機箱 (16 - 9) 3
VIVIDSTORM S-PRO-P 超短焦 透聲打孔 抗光黑柵幕 電動地升幕 黑色機箱 (16 - 9) 14
VIVIDSTORM T-PRO 超短焦 抗光黑柵幕 電動降落幕 黑色機箱（16 - 9） 27
VIVIDSTORM T-PRO-P 超短焦 透聲打孔 抗光黑柵幕 電動降落幕 黑色機箱 (16 - 9) 41